



# A step-free route from the Southbank Centre to Charing Cross station's accessible entrance. 1



Southbank Centre is the Royal Festival Hall, Queen Elizabeth Hall and Hayward Gallery. This map takes you to the ticket office in the Royal Festival Hall, from there you can get to all the other venues.

Under each picture is a time-bar to show you how much of the journey there is to go.

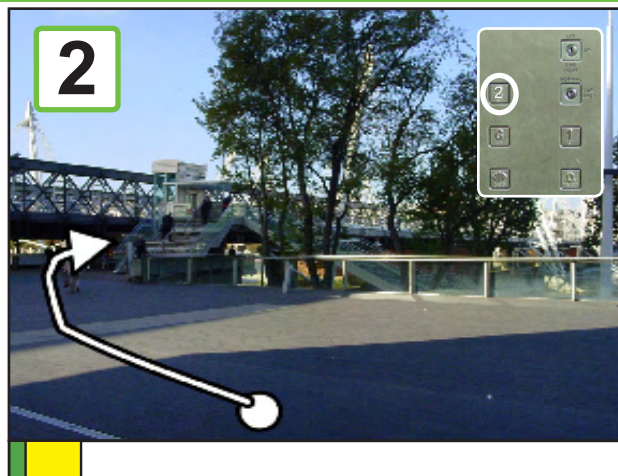
 = the length of travel for each part of the journey.

 = the length of travel already completed.


The journey is around 550 metres long. If you have difficulty getting about, it could take 12 minutes.



Go through the automatic doors (green side) on the 1st floor.




Go to the left towards the steps up to the Golden Jubilee footbridge. There is a lift shaft behind the steps.



Take the lift up to the next level (to the Golden Jubilee footbridge). Cross the Thames.

## A step-free route from the Southbank Centre to Charing Cross station's accessible entrance.



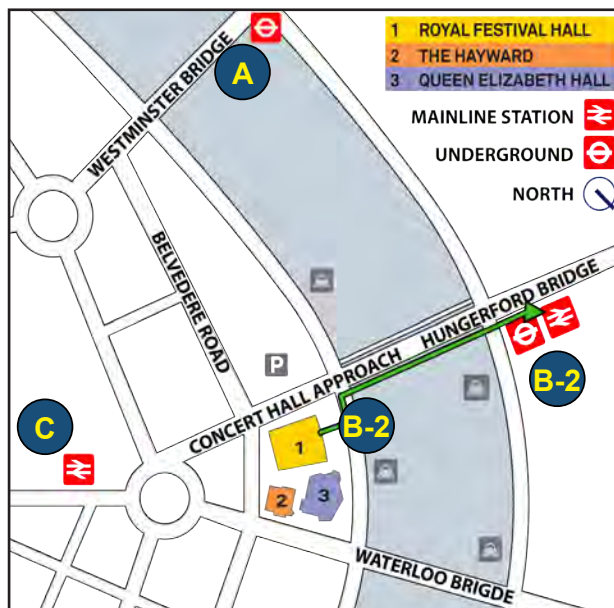
Keep going straight at the end off the footbridge.



The path goes past an indoor market.



The path will bring you into Charing Cross Station on the 1st floor.



### Information

+44 (0)871 663 2501

[www.southbankcentre.co.uk/all-events](http://www.southbankcentre.co.uk/all-events)

[www.southbankcentre.co.uk/visiting-us](http://www.southbankcentre.co.uk/visiting-us)

[www.southbankcentre.co.uk/visiting-us/access-information](http://www.southbankcentre.co.uk/visiting-us/access-information)



### Book tickets

[www.southbankcentre.co.uk/how-to-book](http://www.southbankcentre.co.uk/how-to-book)



### London travel information

[www.tfl.gov.uk/journeyplanner](http://www.tfl.gov.uk/journeyplanner)